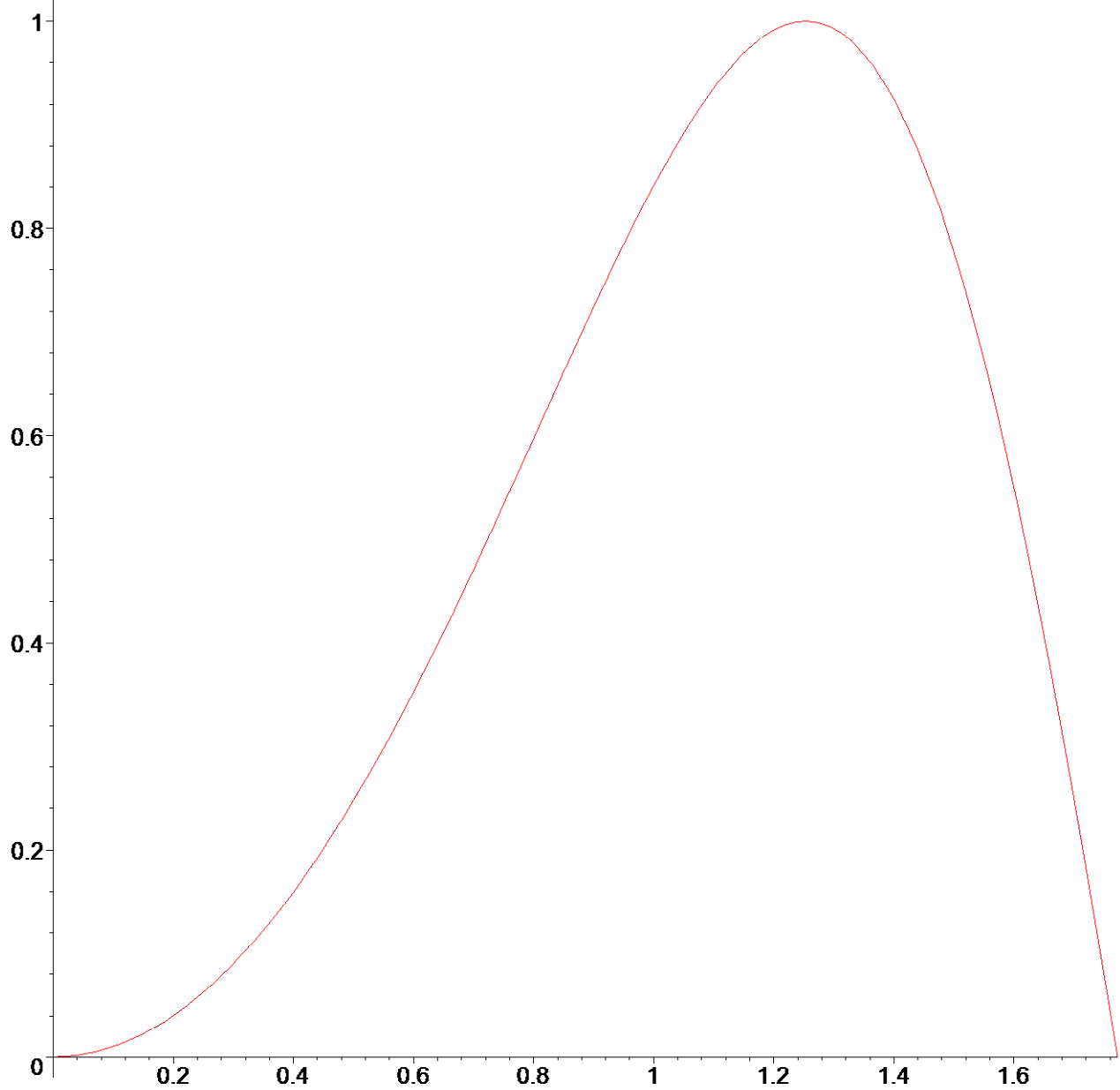
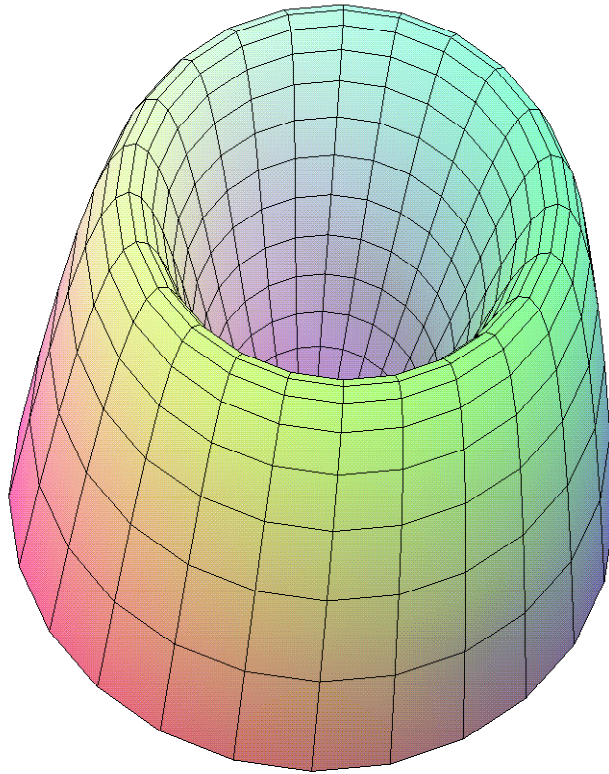


```
[ > with(plots) :  
> plot(sin(x^2), x=0..sqrt(Pi));
```



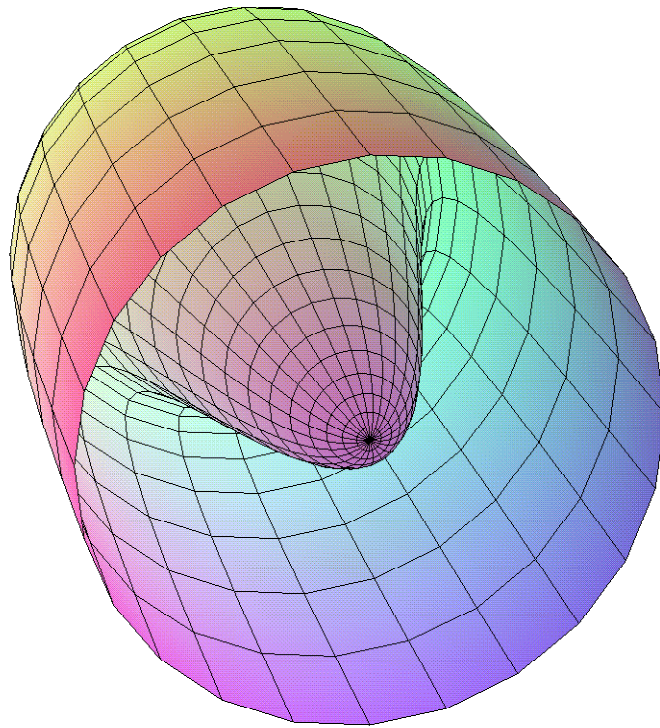
```
> plot3d([x*cos(t), sin(x^2), x*sin(t)], [x*cos(t), 0, x*sin(t)], x=0..s  
qrt(Pi), t=0..2*Pi, title="sin(x^2) rotated about y-axis (top  
view)");
```

$\sin(x^2)$ rotated about y-axis (top view)



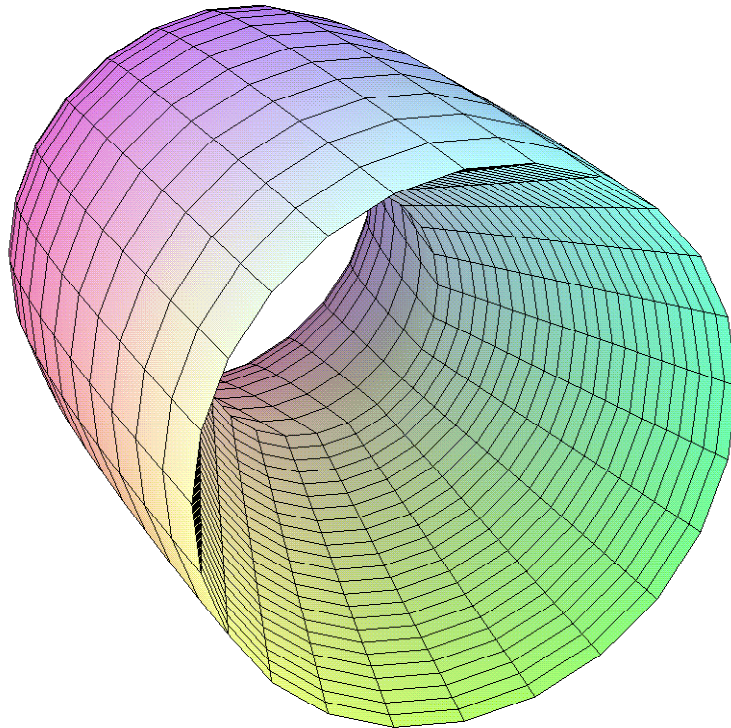
```
> plot3d([x*cos(t), sin(x^2), x*sin(t)], x=0..sqrt(Pi), t=0..2*Pi, title="sin(x^2) rotated about y-axis (bottom view)");
```

$\sin(x^2)$ rotated about y-axis (bottom view)




```
> plot3d([[ (3-x)*cos(t)+3, 4*x^2, (3-x)*sin(t) ], [ (3-x)*cos(t)+3, 6-2*x, (3-x)*sin(t) ]], x=-3/2..1, t=0..2*Pi, title="Region between y=6-2x and y=4x^2 rotated about x=3");
```

Region between $y=6-2x$ and $y=4x^2$ rotated about $x=3$



```
> plot3d([y^2,y*cos(t),y*sin(t)],[y,cos(t),sin(t)],y=0..1,t=0..2*Pi,title="Region between y=sqrt(x), x=0, and y=1 rotated about x-axis");
```

Region between $y=\sqrt{x}$, $x=0$, and $y=1$ rotated about x -axis



[>